

TRENDS AND ISSUES IN EDUCATIONAL TECHNOLOGIES: A REVIEW OF RECENT RESEARCH IN TOJET

Dr. Ayfer ALPER

Ankara University, Faculty of Educational Sciences
Department of Computer Education and Instructional Technologies
ayferalper@yahoo.com

Dr. Yasemin GÜLBAHAR

Başkent University, Faculty of Education
Department of Computer Education and Instructional Technologies
gulbahar@baskent.edu.tr

ABSTRACT

The aim of this research study is to investigate the articles published between 2003-2007 in Turkish Online Journal of Educational Technology (TOJET) in order to reveal the trends and issues addressed in this electronic journal for the field of educational technology. The specific purposes of this article are to reveal: (1) the methodologies and theories that underlie research, (2) the topics that have been most and least heavily researched, (3) the design types that shapes research, (4) the issues on selection, size and level of the sample, and (5) some other issues like number of authors, data collection methods, references and variables. After a detailed document analysis, the articles are carefully investigated and categorized according to the selected criteria. Then these qualitative data were analyzed inductively, categorized according to already existing or emerging themes. Moreover, some parts of the analyzed data are transformed into numerical values and presented as graphics. The results showed that in order to improve the quality of research in the field of educational technology; research studies should have a theoretical basis, the mixed method of research (qualitative and quantitative) should be used to complement each other, the research studies should address K-12 as much as Higher Education, new and emerging research topics should be sought, interdisciplinary topics should be investigated, and diversity in terms of sample selection, data collection, and research design should be sought.

Keywords: Educational Technology, Content Analysis

INTRODUCTION

A recent review of the literature discloses an abundance of educational technology research studies employing a variety of research methodologies in a variety of educational settings. The research in this area has evolved especially since the Internet and communication technologies became widespread. Thus, the early studies are mainly focused on the impact of technology on the students in terms of cognitive and affective outcomes academic achievement. Several meta-analyses have investigated the impact of computer-assisted instruction on student outcomes (Waxman & Michko, 2003). Some other meta-analyses have examined aspects such as the effects of microcomputer applications in elementary schools (Ryan, 1991) and the effects of computer programming on student outcomes (Liao & Bright, 1991). Niemiec and Walberg (1992) summarized the findings on 13 quantitative research syntheses that were conducted between 1975 and 1987 and found that the average effect size was .42, which indicated that the average student who received computer-based instruction scored at the 66th percentile of the control group distribution (i.e. the 50th percentile). Overall, these meta-analyses have documented the positive effects of educational technology on student achievement in general (Schacter, 2001; Sivin-Kachala, 1998; Wenglinsky, 1998).

On the other hand, Blok, Oostdam, Otter and Overmaat (2002), investigated the effectiveness of computer-assisted instruction (CAI) programs in supporting beginning readers. Their findings were similar to earlier meta-analyses by Kulik and Kulik (1991) and Ouyang (1993), which also examined the effects of CAI and found it to have positive but small effects (Waxman & Michko, 2003). Lou, Abrami and d'Apollonia (2001) examined the effects of students working in a small group versus working individually when students were using computer technology. They found that small-group learning had more positive effects than individual learning. Other recent meta-analyses in technology have examined topics such as the effectiveness of interactive distance education (Cavanaugh, 2001), computer-assisted instruction in science education (Bayraktar, 2001-2002), and computer-based instructional simulation (Lee, 1999).

Schacter (1999) mentioned that there are analysis of 5 largest scale studies about impacts of Education Technology which were selected for their scope, comprehensive samples, and generalizability to local, state, and national audiences. The first study (Kulik, 1994) is employed a statistical technique called meta analysis to

aggregate the results over 500 individual studies to draw a single conclusion. This study summarized more than 97 of the computer-based instruction studies conducted in the 1980s, noting that students typically learn more and faster in courses involving computer-based instruction and have more positive attitudes. The results of his meta-analysis support the use of computers as a means to improve student achievement. The second (Sivin-Kachala, 1998) reviewed hundreds of individual studies whereby the authors shed light on consistent patterns that emerged across studies. The third (Baker, Gearhart & Herman, 1994) reviewed a partnership between Apple and five schools across the nation. The fourth study (Mann, 1999) reported the results of West Virginia's 10 year statewide education technology initiative. The fifth (Wenglinsky, 1998) assessed a national sample of fourth and eight grade students using simulation and higher order thinking technologies. The sixth (Scardamalia & Bereiter, 1996) and seventh (Harel & Papert, 1991) and (Harel, 1990) reviewed two smaller scale studies that show the promise of never emerging technologies on student learning.

On the other hand, educational leaders invited the meeting of Preparing Tomorrow's Teachers to Use Technology and they agreed on the need for identification through research of the best practices in the use of technology in teacher education. Studies to determine the generalizable effects of technology in teacher preparation programs are essential because of the key role of the teacher in education and because of the existing evidence on the need for in-depth preparation of teachers to use technology effectively (Thompson, 2005). In addition leading researchers in education widely agree that more theory and evidence based research in education is needed (Feuer, Towne, & Shavelson, 2002; Roblyer & Knezek, 2002).

Hence, this article summarizes the past five years' studies in educational technology to help us become better prepared for future research challenges. This goal is accomplished by examining all articles about educational technologies of TOJET between 2003 and 2007. The specific purposes of this article are to reveal: (1) the methodologies and theories that underlie research, (2) the topics that have been most and least heavily researched, (3) the design types that shapes research, (4) the issues on selection, size and level of the sample, and (5) some other issues like number of authors, data collection methods, references and variables. It is expected that this article will provide directions and suggestions for future research by revealing the gaps and needs.

METHOD

Research Procedure

For this research study, one of the leading journals in the field of educational technology, The Turkish Online Journal of Educational Technology (TOJET) was selected. TOJET is a quarterly, peer-reviewed international electronic journal which can be accessed online from the address <http://www.tojet.net>.

TOJET is devoted to the issues and applications of educational technology to enhance learning and teaching. TOJET is included in many databases like Education Research Index, ERIC and EBSCO Online. It has editors and editorial board members from Turkey, TRNC, USA, Germany, Holland, Italy, Finland, Ukraine, Malaysia, Canada, India and Jordan. The main purpose of knowledge sharing through TOJET as stated in its web page, is the contribution toward the improvement of education and learning through educational technology through various ideas and practical solutions.

Since the scope of the journal was educational technology, all the published manuscripts for the last five years (2003-2007) formed the content for this research. Several criteria were preset by the researchers in order to draw a general picture of what has been done through five years. The main goal of this content analysis was to find answers to some questions. What characterizes research on educational technology? How has research on educational technology developed recently? What is the general trend of researchers about educational technology?

Hence, for the content analysis of manuscripts published in TOJET in last five years, researchers set the criteria as follows:

- ◆ Research Topics
- ◆ Authors
- ◆ School Level
- ◆ Research Theories
- ◆ Research Design
- ◆ Sample Selection Method
- ◆ Sample Size
- ◆ Data Collection Methods
- ◆ Resources

- ◆ Number of Variables (dependent-independent)
- ◆ Research Type (qualitative-quantitative)

The purpose of the present study is to categorize and synthesize recent research studies published in TOJET for the last five years, in order to shed light on future studies that will be conducted in the field of educational technology. Thus, this study reports on the results of the content analysis of TOJET, to provide guidance for the development of an educational technology research agenda.

Data Analysis

After a detailed document analysis, the articles are carefully investigated and categorized according to the criteria specified below. Then these qualitative data were analyzed inductively, categorized according to already existing or emerging themes. Moreover, some parts of the analyzed data are transformed into numerical values and presented as graphics.

FINDINGS

The findings of this study are reported according to the selected criteria. Some results are presented as numbers, whereas some are provided as graphics.

Research Topics

Although it was difficult to distinguish between the research topics authors published, an inductive coding facilitated the categorization of emerging themes (Table 1). The following research topics were emerged from the analyzed data. Since some articles pointed out more than one topic, they were listed more than one times under different headings.

Table 1 Research Topics Emerged from the Document Analysis

Research Topics	Number of Articles
Effects of Computer Based Instruction/Multimedia	36
Web-Based/Online Education	35
Integration of Technology into Education	32
Assessment/Evaluation of Instructional Software	15
Perceptions about computers/technology	12
Design/Development of Instructional Software	12
Teachers' Competencies of Technology	10
Attitudes toward computers/technology	8
Presentation of Real Applications	8
Alternative Assessment	6
Constructivist Learning Environments	6
Cognitive Styles/Tools	5
Benefits/Challenges	5
Effects on Student Achievement	5
Mobile Learning	4
Comparison of traditional vs. online learning	3
Virtual Reality	3
Management Issues	3
Creativity	2

The research topics which appeared one times during the analysis was; intelligent tutoring, visual learning strategies, creativity, interactions, e-readiness, motivation, and self-efficacy. Top three topics which also lead the research in the field are composed of research on computer based and online technologies, and their integration into education.

Number of Authors

Most of the articles have one or two authors which can be explained as the lack of collaboration between academicians (Table 2). Another main reason maybe the academic carrier requirements that most of the authors should meet in terms of points from these research studies.

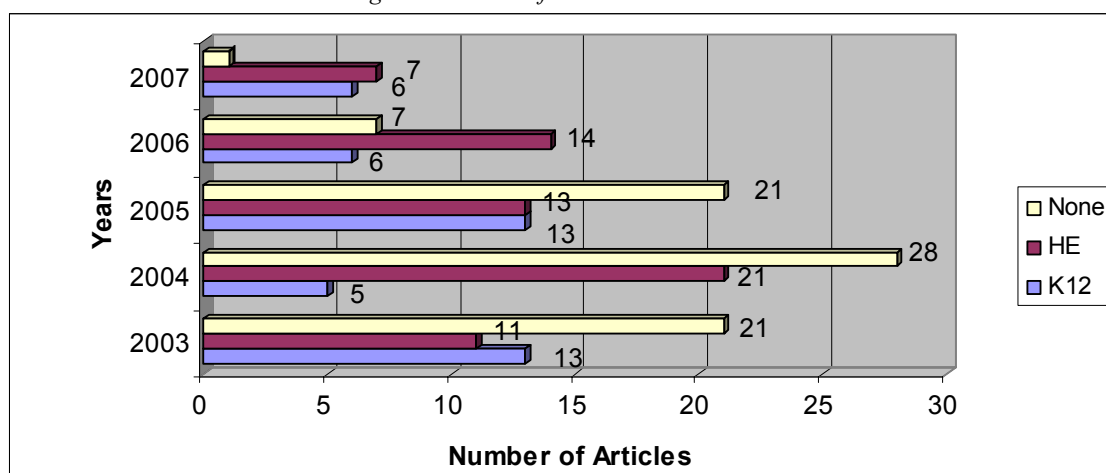
Table 2 Author numbers per articles

Number of Authors	Number of Articles
1	87
2	59
3	26
4	10
5	3
6	2
10	1

School Level

It is understood from the graph that except 2003 and 2005, in the other three years higher education is more preferable for authors (Figure 1). In 2003 more K12 schools and in 2005 equal amount of K12 and HE has been studied. The reason why HE is much preferred than K12 by researchers may be the difficulty of getting permission, in other words the bureaucracy.

Figure 1 Number of School Levels Per Year



Research Theories/Framework

Among 187 articles only 76 based their discussion or findings on theoretical basis. In 2003, “computer aided instruction” is the most favored one (Yeditepe & Karadağ, 2003; Alakoç, 2003; Altun, 2003; Akçay et al., 2003; Güven & Karataş, 2003; İpek, 2003; Kocasarac, 2003; Morgil et al., 2003; Arslan, 2003; Çekbaş et al., 2003; Yenice, 2003; Boynak, 2003). The underlying theories in these articles are summarized in Table 2.

Table 2 Research Theories/Framework

Research Theories/Framework	Number of Articles
Computer Aided/Based Instruction	21
Web-Based Education	16
Constructivist Learning Environments	8
Diffusion of Innovation Theory (Rogers)	6
Social Learning Theory (Bandura)	3
Multiple Intelligences Theory (Gardner)	3
Interactive/Active Learning	3
Cognitive Learning Theories	4
Other Theories	12
Total	76

The field of other theories/framework includes problem-based learning, visual learning, creative thinking, inquiry based learning, Gibson’s model of affordances, generative theory, individual learning, mobile education, experiential learning, cooperative learning, virtual reality, and item response theory. It is obvious that theoretical preferences heavily based on learning theories.

Research Design

The analysis indicated that most of the studies are in the type of literature review (74) and descriptive (63) (Table 3). The number of experimental studies is very low that explains the difficulties of experimental studies. The results also illustrates that the last two years, namely 2006 and 2007, have a few literature review and more descriptive and experimental studies. In 2006 and 2004, the number of experimental studies are higher than the others (Çetin & et al., 2004; Özsoy & Yıldız, 2004; Morgil & et al., 2004; Baki & Birgin, 2004; Morgil & et al., 2004; Dündar & Kıyıcı, 2004; Baki & Şahin, 2004; Özdenler & Sayın, 2004; Aksoy & Özad, 2004; Akçay & et al, 2006; Şen & Neufeld, 2006; Çataloğlu, 2006; Aydın, 2006; Tezci & Dikici, 2006; Yıldırım, 2006; Tosun & et al., 2006; Gönen & et al., 2006).

Table 3 Research Design Types Per Year

Reserach Design	2003	2004	2005	2006	2007	Total
Descriptive	17	14	16	6	10	63
Experimental	7	9	6	9	3	34
Literature Review	19	31	22	1	1	74
Discussion	2	0	3	11	0	16
Total	45	54	47	27	14	187

Sample Selection

Because of not mentioned directly, most of sample selection types has been predicted by the authors. The number of articles that has been clearly mentioned its sample selection type is very low (Table 4). Most common selection type was “accessible sampling” as assumed by authors. Furthermore, 89 articles those are mostly in the type of discussion or literature review, and presented as “none” in the results.

Table 4 Sample Selection Method Per Year

Sample Selection	2003	2004	2005	2006	2007	Total
Accessible	10	15	18	14	7	64
Clustered Sampling	9	5	5	0	3	22
Randomly	4	3	1	1	3	12
None	22	31	23	12	1	89
Total	45	54	47	27	14	187

Sample Size

The highest percentages of preferable range of sample size are over 200 (Akpınar, 2003; Can, 2003; Olkun & Altun, 2003; Tor & Erden, 2004; Ayman & Serim, 2004; Akpınar, 2004, Toprakçı, 2005, Varank, 2005; Arnas, 2005; Süer & et al., 2005; Deniz, 2005; Özdemir, 2006; Kabadayı, 2006; Kumtepe, 2006; Koç & Ferneding, 2007; Baloğlu, 2007; Bozkaya & Aydın, 2007; Toprakçı, 2007). The results show that most of the authors can reach high numbers of sample size (Table 5).

Table 5 Sample Sizes Per Year

Sample size	2003	2004	2005	2006	2007
1.-29	2	5	3	1	2
30-59	6	2	7	5	1
60-89	7	5	1	2	1
90-119	0	1	4	2	2
120-159	5	4	2	2	1
160-200	0	2	2	2	2
200->	3	3	4	3	4

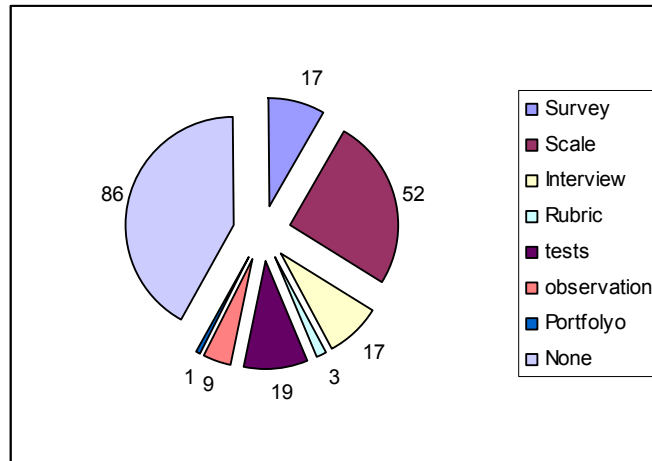
Data Collection Methods

The articles are analyzed in terms of data collection methods also. The methods for collection of data show diversity especially in terms of the selected research methods. Although in some research studies more than one data collection instrument is used, they are presented separately in Table 6. Figure 2 illustrates the general distribution of preferred data collection methods for the last five years.

Table 6 Data Collection Methods Per Year

Data Collection	2003	2004	2005	2006	2007
Survey	8	2	7	0	0
Scale	10	12	10	9	11
Interview	5	4	6	1	1
Rubric	1	0	1	1	0
Achievement Tests	4	5	4	6	0
Observation	2	3	3	0	1
Portfolio	0	1	0	0	0
None	20	30	23	12	1
Number of Articles	47	54	47	27	14

Figure 2 Data Collection Types for the last five years

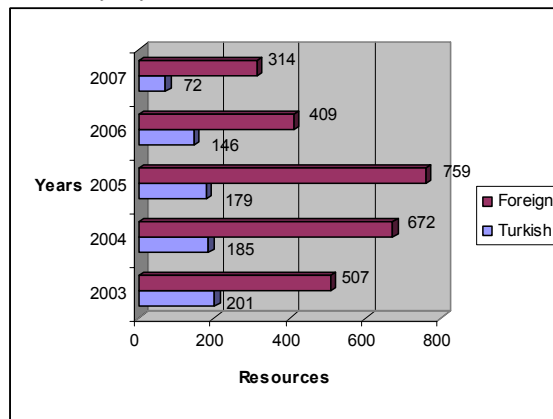


Since most of them are discussion or literature review, totally 86 researches have no any explanation about the type of data collection. Most of the studies collect data by asking scales (52 articles) and the other three main parts of the data collections are achievement tests, survey and interview. Although rubric is commonly preferred as an alternative assessment tool in last years, it has not been applied in these last five year studies of TOJET.

Resources

The articles analyzed in terms of references as being national or international (Figure 3). The results showed that although international resources are preferred mostly, the number of national resources used as references are increasing year by year which is a satisfactory result.

Figure 3 Number of References as National or International in the Articles



Dependent vs. Independent Variables

The findings showed that totally 62 articles have one dependent variable, whereas 95 articles have no dependent variable (Table 7 and Table 8). Most of these 95 articles are in the type of discussion or literature review. The highest number of dependent variables presented in the articles is 5. Since the authors did not mention about the variables in their study in detail, most of the variables has been estimated by the authors. The number of articles that has been clearly mentioned detailed information about the variables researched was very low. In addition 51 articles over 186 has one independent variable and the highest number of dependent variables was 8.

Table 7 Data Collection Methods Per Year

Years	Number of Dependent Variables					
	1	2	3	4	5	None
2003	15	3	4			23
2004	18	4	1			31
2005	11	5	3	1	1	26
2006	9	6				12
2007	9	1			1	3
Total	62	19	8	1	2	95

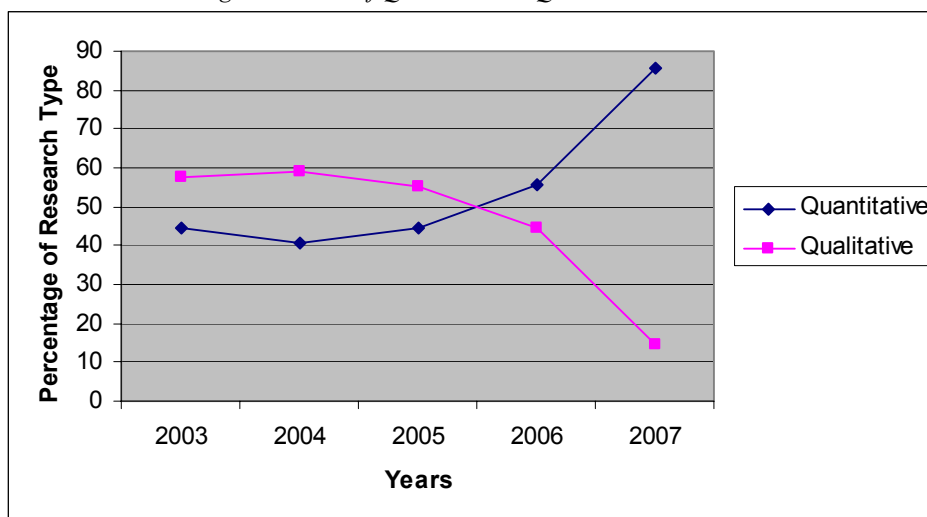
Table 8 Data Collection Methods Per Year

Years	Number of Independent Variables								
	1	2	3	4	5	6	7	8	None
2003	8	6	2	2	2	1			23
2004	15	2	2	2			1	1	31
2005	10	8	2						26
2006	12	2		1					12
2007	6	2			1	1	1		3
Total	51	20	6	5	3	2	2	1	95

Trend of Quantitative vs. Qualitative Studies

Most of the mentioned qualitative studies are either literature review or discussion. Until 2005 more literature review or discussion types of articles has been studied. In 2006 and 2007 more quantitative studies has been conducted.

Figure 4 Trend of Qualitative vs. Quantitative Methods



As it is obvious from the graph that the research community has relied heavily on qualitative methods (Figure 3) for the first three years, then there is a reverse action. Apart from 2007, it can be concluded that both types of research methods are preferred by researchers in a consistent manner.

DISCUSSION AND CONCLUSION

Education systems come across with technologies like computers, web and Internet approximately in last 15 years, and gained acceleration especially in last ten years in Turkey. The analysis of articles published in TOJET in last five years indicated some recent changes of research interests but also showed trends that have remained steady in the research community. However, it should be noted that these results are based on 187 articles of only one electronic journal. The main findings of this study are summarized according to the previously specified criteria as follows.

1. Research Topics

The results indicated that the most favored topics which also lead the research in the field are composed of research on computer based and online technologies, and their integration into education. Unfortunately, there are so few research studies conducted about the recently new emerging technologies like virtual reality and mobile learning. When compared with the international studies conducted in other countries, this situation is an important shortcoming. However, without necessary investments to technology and people, it is difficult to expect to produce research studies parallel with the international literature.

2. Authors

The reason why most of the articles have one or two authors is dedicated to the lack of collaboration between academicians or the difficulty of meeting academic carrier requirements. Of course this is a cultural phenomenon since the academicians in Medical schools are publishing articles with many authors all the times. This difference between research fields is interesting and needs further investigation.

3. School Level

Although these studies are conducted by researches in universities, more studies are conducted in Higher Education than K12 except 2003. In terms of number of students and teachers, when K-12 and Higher Education is compared, it is obvious that more research studies should be conducted in K-12. When limitation to access to technology, inadequate skills of teachers and inadequate opportunities of technology training in K-12 and difficulties for official authorization are considered, this emerging result is inevitable.

4. Research Theories

When theoretical basis of research studies are analyzed, again a shortcoming appears in terms of underlying theories which guides research. Among many teaching and learning theories and models which can be adapted to technology-rich learning environments, only few of them are addressed by the researchers. Why the researchers miss the theoretical bases for their research studies, although the most important part of any research is the theory that the study underlines, is a hard question to answer. One of the reasons why there are so few articles considered theoretical basis may be related to the youth, in other words experience of the field (Webster & Watson, 2002).

5. Research Design

The findings revealed literature review and descriptive type of articles are much more than other design types. Especially the number of experimental studies is very low. This result may be explained as the difficulties of conducting research studies like longitudinal, quasi-experimental and experimental.

6. Sample Selection Method

Popularity of “accessible sampling” in sample selection method is another interesting result of this research. Among many sample selection methods only two “random” and “clustered” are used as different methods other than “accessible” sampling in the whole 187 articles. Bureaucratic procedures seems to result with loose of time, money and effort, which discourages researchers to administer their researches in different environments by using different methods.

7. Sample Size

The findings revealed that there are no problems in terms of sample sizes, since researchers can reach huge numbers whenever necessary.

8. Data Collection Methods

Compared to the other criteria, there was diversity in data collection methods used in research studies. But in fact, many other emerging and different methods should be used for different purposes like triangulation.

9. Resources

Since Turkey is a developing country, most of the other countries are one step further than our country in terms of educational technology applications and research. This clarifies why researchers use international references more than national ones. On the other hand, increasing number of national references may be dedicated to the increase of quality of research in our country.

10. Number of Variables (dependent-independent)

Not seeing enough details about the variables was another disappointing result of this study. It was really difficult from the content to eliminate the variables and types.

11. Research Type (qualitative-quantitative)

In terms of research type, results in general indicated that both types of research methods are preferred by researchers in a consistent manner.

As a summary, it was difficult to analyze the data needed for this article, since the flow and content of the articles are showing a huge diversity. Some articles do not meet the criteria which are taught at a compulsory course for all graduate students in all departments of the faculty of education. Any way, the results are valuable and show us the needs and gaps to fulfill in the future studies.

Hence, keeping these results in mind, researchers should consider the following points in their research in the field of educational technology while guiding their future research studies.

- The research studies should have a theoretical basis
- The mixed method of research (qualitative and quantitative) should be used to complement each other
- The research studies should address K-12 as much as Higher Education
- New and emerging research topics should be sought
- Interdisciplinary topics should be investigated
- Diversity in terms of sample selection, data collection, and research design should be sought

Since these findings are valid only for the articles of TOJET published in the last five years, the results of this research study cannot be generalized. However, the findings may be used to increase the quality of future research studies, by taking attention of researchers to important points and gaps realized throughout this research study.

REFERENCES

- Akçay, H., Durmaz, A., Tüysüz, C., Feyzioğlu, B. (2006). Effects of Computer Based Learning on Students' Attitudes and Achievements Towards Analytical Chemistry. 5(1), TOJET.
- Akçay, H., Tüysüz, C. & Feyzioğlu, B. (2003). Bilgisayar Destekli Fen Bilgisi Öğretiminin Öğrenci Başarısına ve Tutumuna Etkisine bir Örnek: Mol Kavramı ve Avogadro Sayısı. 2(2), TOJET.
- Akpınar, Y. (2003). Öğretmenlerin Yeni Bilgi Teknolojileri Kullanımında Yükseköğretimin Etkisi: İstanbul Okulları Örneği. 2(2), TOJET.
- Akpınar, Y. (2004). Eğitim Teknolojisiyle ilgili Öğrenmeyi Etkileyebilecek bazı Etmenlere Karşı Öğretmen Yaklaşımları. 3(3), TOJET.
- Alakoç, Z. (2003). Matematik Öğretiminde Teknolojik Modern Öğretim Yaklaşımları. 2(1). TOJET.
- Altun, A. (2003). Öğretmen Adaylarının Bilişsel Stilleri ile Bilgisayara Yönelik Tutumları Arasındaki İlişkinin İncelenmesi. 2(1). TOJET.
- Arnas, Y. A. (2005). 3-18 Yaş Grubu Çocuk Ve Gençlerin İnteraktif İletişim Araçlarını Kullanma Alışkanlıklarının Değerlendirilmesi. 4(4), TOJET.
- Arslan, B. (2003). Bilgisayar Destekli Eğitime Tabi Tutulan Ortaöğretim Öğrencileriyle bu Süreçte Eğitici Olarak Rol Alan Öğretmenlerin BDE'ye İlişkin Görüşleri. 2(4), TOJET.
- Arsoy, A. & Özad, B.E.(2004). The Experiential Learning Cycle in Visual Design. 3(2), TOJET.
- Aydın, S.(2006). The Effect of Computers on the Test and Inter-Rater Reliability of Writing Tests of ESL Learners. 5(1), TOJET.
- Ayman, U. & Serim, M.C.(2004). Implications of the Integration of Computing Methodologies into Conventional Marketing Research upon the Quality of Students' Understanding of the Concept. (3(4), TOJET.
- Baker, E. L., Gearhart, M. & Herman, J.L. (1994). Evaluating the apple calssrooms of tomorrow. In E.L. Baker, and H.F. O'Neil, Jr. (Eds.). Technology assessment in education and training. Hillsdale, NJ:Lawrence Erlbaum.

- Baki A. & Birgin, O.(2004). Alternatif Değerlendirme Aracı Olarak Bilgisayar Destekli Bireysel Gelişim Dosyası Uygulamasından Yansımalar: Bir Özel Durum Çalışması. 3(3), TOJET.
- Baki, A.. & Şahin, S. M.(2004). Bilgisayar Destekli Kavram Haritası Yöntemiyle Öğretmen Adaylarının Matematiksel Öğrenmelerinin Değerlendirilmesi. 3(2), TOJET.
- Baloğlu, A. (2007). A Flexible Mobile Education System Approach. 6(4), TOJET.
- Bayrak, B., Kanlı, U. & İnce, Ş. K.(2007). To Compare the Effects of Computer Based Learning and the Laboratory Based Learning on Students' Achievement Regarding Electric Circuits. 6(1).
- Bayraktar, S. (2001-2002). A meta-analysis of the effectiveness of computer-assisted instruction in science education. *Journal of Research on Technology in Education*, 34, 173-188.
- Blok, H., Oostdam, R., Otter, M. E., & Overmaat, M. (2002). Computer-assisted instruction in support of beginning reading instruction: A review. *Review of Educational Research*, 72, 101-130.
- Boynak, F. (2003). Bilgisayar Destekli Devre Tasarımı Dersi Uygulaması. 3(1), TOJET.
- Bozkaya, M. & Aydın, İ. E. (2007). The Relationship between Teacher Immediacy Behaviors and Learners' Perceptions of Social Presence and Satisfaction in Open and Distance Education: The Case of Anadolu University Open Education Faculty. 6(4), TOJET.
- Cavanaugh, C. S. (2001). The effectiveness of interactive distance education technologies in K– 12 learning: A meta-analysis. *International Journal of Educational Telecommunications*, 7, 73-88.
- Can, T. (2003). Bolu Ortaöğretim Okulları Yöneticilerinin Teknolojik Liderlik Yeterlilikleri. 2(3), TOJET.
- Çataloğlu, E. (2006). Open Source Software in Teaching Physics: A Case Study on Vector Algebra and Visual Representations. 5(1), TOJET.
- Çekbaş, Y., Yakar, H., Yıldırım, B. & Savran, A. (2003). Bilgisayar Destekli Eğitimin Öğrenciler Üzerine Etkisi. 2(4), TOJET.
- Çetin, G., Ertepinar, H. & Geban, Ö.(2004). Developing and Implementing an Instructional Technology Aided Conceptual Change Approach in Teaching Ecology Concepts at Ninth Grade. 3(1), TOJET.
- Deniz, L. (2005). İlköğretim Okullarında Görev Yapan Sınıf ve Alan Öğretmenlerinin Bilgisayar Tutumları. 4(4), TOJET.
- Dündar, Ş. & Kıyıcı, K. (2004). Enstrümental Analiz Dersinde İnternet Destekli Öğretim Uygulanmalı Mıdır? 3(3), TOJET.
- Feuer, M. J., Towne, L., & Shavelson, R. J. (2002). Scientific culture and education research. *Educational Researcher*, 31 {8}, 4–14.
- Gönen, S., Kocakaya, S. & İnan, C.(2006). The Effect of the Computer Assisted Teaching and 7e Model of the Constructivist Learning Methods on the Achievements and Attitudes of High School Students.5(4), TOJET.
- Güven, B. & Karataş, İ.(2003). Dinamik Geometri Yazılımı Cabri ile Geometri Öğrenme: Öğrenci Görüşleri. 2(2). TOJET.
- Harel, I. (Ed.). (1990). *Constructionist learning: A 5th anniversary collection of papers reflecting research reports, projects in progress, and essays by the Epistemology and learning Group.* Cambridge, MA:MIT Media Laboratory.
- Harel, I. & Papert, S. (1991). Software design as a learning environment. In I. Harel and S. Papert (Eds.). *Constructionism*, 41-84. Norwood, NJ: Ablex.
- İpek, İ. (2003). Bilgisayarlar, Görsel Tasarım ve Görsel Öğrenme Stratejileri . 2(3), TOJET.
- Kabadayı, A. (2006). Analyzing Pre-School Student Teachers' and Their Cooperating Teachers' Attitudes towards the Use of Educational Technology. 5(4), TOJET.
- Kiyici, G. & Yumuşak, A. Fen Bilgisi Laboratuvarı Dersinde Bilgisayar Destekli Etkinliklerin Öğrenci Kazanımları Üzerine Etkisi -Asit-Baz Kavramları ve Titrasyon Konusu Örneği. 4(4), TOJET.
- Kocasarac, H. (2003). Bilgisayarların Öğretim Alanında Kullanımına İlişkin Öğretmen Yeterlilikleri, 2(3), TOJET.
- Koç, M. & Ferneding, K.A.(2007). The Consequences of Internet Café Use on Turkish College Students' Social Capital. 6(3), TOJET.
- Kulik, C. & Kulik, J. A. (1991). Effectiveness of computer-based instruction: An updated analysis. *Computers in Human Behavior*, 71, 75-94.
- Kulik, J. A. (1994). Meta-analytic studies of findings on computer-based instruction. In E.L.Baker, and H.F. O'Neil, Jr. (Eds.) *Technology assessment in education and training.* Hillsdale, NJ:Lawrence Erlbaum.
- Kumtepe, A.. T. (2006). The Effects of Computers on Kindergarten Children's Social Skills. 5(4), TOJET.
- Lee, J. (1999). Effectiveness of computer-based instructional simulation: A meta-analysis. *International Journal of Instructional Media*, 26, 71-85.
- Liao, Y. K. & Bright, G. W. (1991). Effects of computer programming on cognitive outcomes: A meta-analysis. *Journal of Research on Computing in Education*, 24, 367-380.
- Lou, Y., Abrami, P. C. & d'Apollonia, S. (2001). Small group and individual learning with technology: A meta-analysis. *Review of Educational Research*, 71, 449-521.

- Mann, D., Shakeshaft, C., Becker, J. & Kottkamp, R. (1999). West Virginia's Basic Skills/Computer Education Program: An Analysis of Student Achievement. Santa Monica, CA:Milken Family Foundation.
- Morgil, İ., Cingör, N., Erökten, S., Yavuz, S. & Oskay, Ö. Ö. (2004). Bilgisayar Destekli Kimya Eğitiminde Portfolyo Çalışmaları. 3(2), TOJET.
- Morgil, İ., Erökten, S., Yavuz, S. & Oskay, Ö. Ö. (2004). Computerized Applications on Complexation in Chemical Education. 3(4), TOJET.
- Morgil, İ., Oskay, Ö.Ö., Yavuz, S. & Arda, S. (2003). The Factors that Affect Computer Assisted Education Implementations in the Chemistry Education and Comparison of Traditional and Computer Assisted Education Methods in Redox Subject. 2(4), TOJET.
- Niemiec, R. P. & Walberg, H. J. (1992). The effects of computers on learning. International Journal of Educational Research, 17, 99-108.
- Olkun, S. & Altun, A. (2003). İlköğretim Öğrencilerinin Bilgisayar Deneyimleri ile Uzamsal Düşünme ve Geometri Başarıları Arasındaki İlişki. 2(4), TOJET.
- Öğüt, H., Altun, A.A., Sulak, S.A. & Koçer, H.E.(2004). Bilgisayar Destekli, İnternet Erişimli İnteraktif Eğitim CD'si ile E-Eğitim. 3(1), TOJET.
- Ouyang, J. (1993). Meta-analysis: CAI at the level of elementary education. Paper presented at the World Conference on Education Multimedia and Hypermedia, Orlando, FL.
- Özdemir, S. (2006). Affects of Television as a Natural Educator: Can Television be a Tool as an Informal Educator?: A TRNC Sample. 5(1), TOJET.
- Özdener, N. & Sayin, H.(2004). Macromedia Flash Eğitimi Amacı ile Geliştirilen bir Eğitsel Yazılımın Bütünsel ve Kullanılan Yöntemler Açısından Değerlendirilmesi. 3(2), TOJET.
- Özsoy, N. & Yıldız, N.(2004). The Effect of Learning Together Technique of Cooperative Learning Method on Student Achievement in Mathematics Teaching 7th Class of Primary School. 3(3), TOJET.
- Ryan, A. W. (1991). Meta-analysis of achievement effects of microcomputer applications in elementary schools. Educational Administration Quarterly, 27, 161-184.
- Saka, A. Z. & Yılmaz, M. (2005). Bilgisayar Destekli Fizik Öğretiminde Çalışma Yapraklarına Dayalı Materyal Geliştirme ve Uygulama. 4(3), TOJET.
- Scardamalia, M. & Bereiter, C. (1996). Computer support for knowledge-building communities. In T. Koschmann, (Ed.). CSCL: Theory and practice of an emerging paradigm. Mahwah, NJ:Erlbaum.
- Schacter, J. (1999). The Impact of Education Technology on Student Achievement. Milken Exchange on Education Technology, Santa Monica, California. Available online at <http://www.mff.org/pubs/ME161.pdf>
- Schacter, J. (2001). The impact of education technology on student achievement: What the most current research has to say. Santa Monica, CA: Milken Exchange on Education Technology.
- Sivin-Kachala, J. (1998). Report on the effectiveness of technology in schools, 1990-1997. Washington, DC: Software Publishers Association.
- Süer,İ., Kaya, Z., Bülbül, H. İ., Karaçanta, H., Koç, Z., Çetin, Ş.(2005). Gazi Üniversitesi'nin Uzaktan Eğitim Potansiyeli. 4(1), TOJET.
- Şen, A.. & Neufeld, S. (2006). In Pursuit of Alternatives in ELT Methodology: Webquests. 5(1), TOJET.
- Şengün, M. T. & Turan, M. (2004). Coğrafya Eğitiminde Bilgisayar Destekli Ders Sunumunun Öğrenmedeki Rolünün Öğrenci Görüşlerine Göre Değerlendirilmesi. 3(1), TOJET.
- Tezci, E. & Dikici,A. (2006). The Effects of Digital Portfolio Assessment Process on Students' Writing and Drawing Performances. 5(2), TOJET.
- Thompson, A. D. (2005). Scientifically Based Research: Establishing a Research Agenda For The Technology in Teacher Education Community. Journal of Research on Technology in Education. 37(4), 331-337.
- Toprakçı, E. (2005). Türkiye'deki Okul Yöneticisi ve Öğretmenlerin Evlerindeki Bilgisayarı Mesleki Amaçlı Kullanım Profilleri (Sivas İli Örneği). 4(2), TOJET.
- Toprakçı, E. (2007). The Profiles of the Use of the Internet for Study Purposes among University Students. 6(3), TOJET.
- Tor, H. & Erden, O. (2004). İlköğretim Öğrencilerinin Bilgi Teknolojilerinden Yararlanma Düzeyleri Üzerine bir Araştırma. 3(1), TOJET.
- Tosun, N., Suçsuz, N., Yiğit, B.(2006). The Effect of Computer Assisted and Computer Based Teaching Methods on Computer Course Success and Computer Using Attitudes of Students. 5(3), TOJET.
- Ulusoy, M. (2005). Computer Based Social Studies Instruction: A Qualitative Case Study. 4(4), TOJET.
- Varank, İ. (2005). A Research Proposal to Compare a Computer-Based and a Lecture-Based Computer Literacy Course. 4(4), TOJET.
- Waxman, H. C. & Michko, G. M. (2003) A Meta-Analysis of the Effectiveness of Teaching and Learning With Technology on Student Outcomes. Learning Point Associates, Naperville, Illinois.
- Webster, J. & Watson, R. T. (2002). Analyzing the past to prepare for the future: Writing a literature review. MIS Quarterly, 26(2), 8-13.

- Wenglinsky, H. (1998). Does it compute? The relationship between educational technology and student achievement in mathematics. Princeton, NJ: Educational Testing Service Policy Information Center.
- Yeditepe, M. E. & Karadağ, Z. (2003). Application of Computer Aided Mathematics Teaching in a Secondary School. 2(1), TOJET
- Yenice, N. (2003). Bilgisayar Destekli Fen Bilgisi Öğretiminin Öğrencilerin Fen ve Bilgisayar Tutumlarına Etkisi. 2(4), TOJET.
- Yıldırım, Z.(2006). Preservice Computer Teachers as Hypermedia Designers: The Impact of Hypermedia Authoring on Knowledge Acquisition and Retention. 5(3), TOJET.